

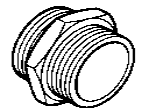
Doppelnippel, flachdichtend
beiderseits gleiches Außengewinde
SS = 1.4571, 1.4401 Ms = Messing
Gewinde DIN ISO 228

Gewinde	Werkstoff	Gewicht ≈ kg	Abb.	Artikelnummer
G ½"	SS	0,05	1	410.050050.120
G ½"	Ms	0,05	1	410.050050.130
G ¾"	SS	0,07	1	410.075075.120
G ¾"	Ms	0,08	1	410.075075.130
G 1"	SS	0,13	1	410.100100.120
G 1"	Ms	0,13	1	410.100100.130
G 1¼"	SS	0,16	1	410.125125.120
G 1¼"	Ms	0,16	1	410.125125.130
G 1½"	SS	0,25	1	410.150150.120
G 1½"	Ms	0,21	2	410.150150.130
G 2"	SS	0,33	1	410.200200.120
G 2"	Ms	0,39	2	410.200200.130
G 2"	Ms	0,28	4	430.200200.130
G 2"	Ms	0,28	5	420.200200.130
G 2"	Al	0,1	4	430.200200.140
G 2"	Al	0,09	5	420.200200.140
G 2½"	SS	0,55	1	410.250250.120
G 2½"	Ms	0,77	1	410.250250.130
G 2½"	Ms	0,43	4	430.250250.130
G 2½"	Ms	0,37	5	420.250250.130
G 2½"	Al	0,12	4	430.250250.140
G 2½"	Al	0,1	5	420.250250.140
G 3"	SS	0,62	1	410.300300.120
G 3"	Ms	0,67	2	410.300300.130
G 3"	Ms	0,55	4	430.300300.130
G 3"	Ms	0,56	5	420.300300.130
G 3"	Al	0,19	4	430.300300.140
G 3"	Al	0,2	5	420.300300.140
G 4"	SS	1,05	3	410.400400.120
G 4"	Ms	1,7	2	410.400400.130
G 4"	Ms	1,05	4	430.400400.130
G 4"	Ms	0,85	5	420.400400.130
G 4"	Al	0,34	4	430.400400.140
G 4"	Al	0,33	5	420.400400.140
5½"DIN 11	Ms	5,15	6	410.550550.530
5½"DIN 11	Al	1,8	6	410.550550.540

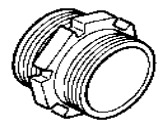


MSR
Schlauchtechnik

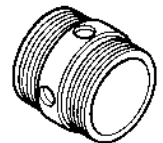
*Wir machen das
 Unmögliche möglich*



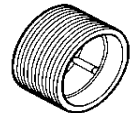
1



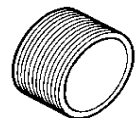
2



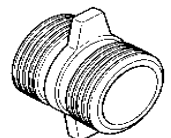
3



4



5



6